

WoWGo Board Electric Skateboard Manual



www.wowgoboard.com

Welcome To WoWGo

- Thank you for choosing WoWGo electric skateboard .WoWGo board is not only a portable commuter tool, but also a fashionable sports entertainment equipment.
- From NOW on. Enjoy the riding pleasure of the WoWGo Board!



WARNING

- Your board may lose power and brake at any moment due to the dead remote battery , downhill overcharging of a full battery , radio interference , and other factors . So you need to always be careful when you ride in a high speed.
- You board has a regenerative braking so that it can recycle the energy when you brake . But the braking downhill may cause failure when the battery is fully charged since the regenerative braking will overcharge the battery. You can ride on flat or uphill to consume some energy before downhill, Don't go downhill when you can't do a footbrake.
- Always wearing a helmet , and other protective clothing ,like gloves , Kneepad , and so on . Don't ride the WoWGo board in water , wet or slippery surface, because you may easily lose control.
- You board can reach 38-39km/h speed, So DO NOT ride at a speed which you feel not in control.
- Keep your remote OFF whenever you step off the board to prevent the unintentional injury.
- Do not ride the board in the motorway. It's very dangerous and easily cause accident, Wowgo will not be responsible for the accident on the motorway.

Why WowGo Board Electric Skateboard Would be the Best Budget Electric Board on the Market?

We have deeply optimized the details that affect the electric skateboarding experience, making it the best electric skateboard in the market.

UPGRADED BATTERY - The WowGo Board 3 has an SIGNIFICANTLY improved battery (Samsung 30Q battery) which provides 30A max current and allows you to maintain high speeds, even as your battery is running low.

PARIS TRUCK-Fluid turning and Flexible. And it's also stable when riding at high speed.

NEW GENERATION ESC-The WowGo Board has a upgraded ESC ,It provides a T mode for faster acceleration. it's waterproof and dust-proof ,and it brakes and accelerates smoother.

LED REMOTE-The new generation remote has a LED screen to show the Battery. Speed. Mode. Direction. Trip and Total range.

BAMBOO & FIBER GLASS DECK- Elastic and more comfortable to ride.

ZEALOUS BEARING-Pushable and much less Resistance.

NEW DESIGN WHEEL -90*62mm 78A eccentric structure wheels. Good shock absorption effect and stable at high speed.

NEW DESIGN CASE -Lightweight, strong, good toughness, not easy to break

CATALOGUE

- 1.Products And Accessories
- 2. Functional Diagram
- 3. Match The Remote
- 4. Charge Your Board
- 5. Guide of Riding
- 6. Warranty
- 7. Contact us
- 8. Maintain and Clean

1. Products And Accessories



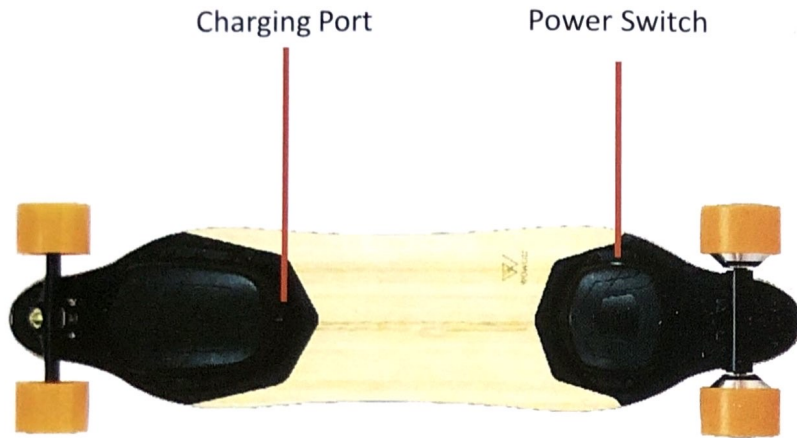
Note: Wowgo 3 may have a variety of appearances, one of which is shown above. Except for different appearances, the functions of wowgo 3 are roughly the same.




Hook T Wrench Screws Taillight parts Charger

Please check carefully whether the goods in the packing box are in good condition. Please contact me if there is any loss or breakage. Email: wowgoboard@gmail.com

2. Functional Diagram

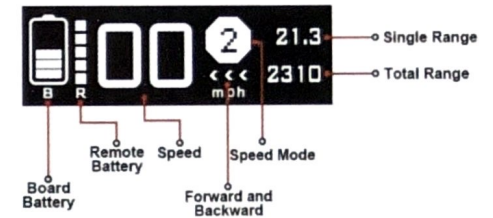


1. Turn on the WowGo Board and the Remote.
2. Step on the WowGo Board and slow push the control wheel on the remote to control your board.
3. Leans forward when accelerating and backward when braking.
4. Always wear a helmet and other protective pads.



Speed Mode:

T Turbo mode:	39 km/h
3 Fast mode:	39 km/h
2 Middle mode:	30 km/h
1 Slow mode:	20 km/h




1. Long-press the Switch---turn on the remote.
2. When the remote is connected to Wowgo board:
 - ① Short-click the switch—change the speed mode.
 - ② Double-click the Switch---change the direction of forward and backward.
 - ③ Long-press the Switch---turn off the remote.
3. Charge the remote at **5V 1A** charger. (Excessive voltage may damage the remote control)

3. Match the remote with your board

Note: Normally, before leaving the factory, we have successfully paired all remote controllers with skateboards. Buyers can use them directly without pairing. But when the buyer needs to change the remote control or needs to re-pair, please refer to the following matching method:



① Turn off the remote and the board.




② Long-Press the switch of the board and the switch of the remote **at the same time** for about 5 seconds until the remote begin to vibrate and the screen shows it's connected.



③ Select kilometers or miles as you like. Short-click on the switch key to select, double-click on the switch key to determine. Okay. Please enjoy your WowGo board.

4. Charge Your Board



Note:

1. Connect the charger to the charging port of Wowgo board.
2. Connect the charger to the power supply.
Red Light means charging.
Green Light means the battery is fully charged or disconnect.
3. When the battery is fully charged, disconnect the power supply and remove the charger from the board.
4. It's suggested that you connect the charger to the board first and then connect the charger to the power supply.

5. Guide of Riding

1 Slow Speed Mode

Top Speed:20km/h

Uphill:20%

2 Medium Speed Mode

Top Speed:30km/h

Uphill:25%

3 Fast Speed Mode

Top Speed:39km/h

Uphill:25-30%

T Turbo Speed Mode

(Accelerated torsion and acceleration are faster than gear 1.2.3)

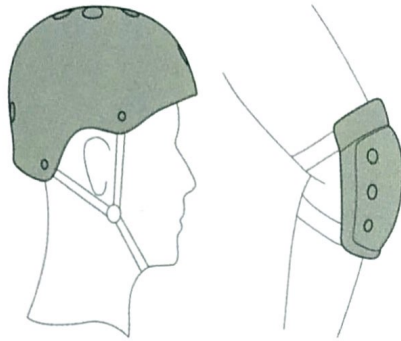
Top Speed:39km/h

Uphill:25-30%

Max speed,and the actual range will be affected by road conditions, the rider weight, temperature .etc

Matters needing attention:

- Always wearing a helmet. And other protective measures
- Start by moving forward as slowly as possible.
- Just use the slow speed mode if you are a novice.
- Slow down when you feel lose control at a high speed.
- Keep enough distance from the car in front of you.
- Brakes slowly to avoid your body fall off the Wowgo board.
- It is recommended to use the mode 3 (fast speed mode) for long-term climbing. **While T-Mode for long-term climbing will add extra load on battery and speed up battery loss.**



Always wearing a helmet ,and other safety gear

6. Warranty

WowGo 3 Electric Skateboard come with a 180-Day Warranty which covers any manufacturing defects. WowGo boards are built using the best configuration of motors, ESC, and batteries. We test all individual parts and run each WowGo Board for 210 minutes before packaging it up for shipment.

All components, such an extra remote or battery can be [purchased separately in our shop](#). If not, please contact wowgoeboard@gmail.com.

The WowGo board can be easily repaired by replacing the broken part. We will always diagnose and send free replacement parts for boards under warranty, shipping fees will be collected.

We are responsible for diagnose and sending free parts until the board is fixed. For example, if we sent a battery and problem still exists, we will keep sending ESC, Remote, Motors whatever needed, until the moment the right part is replaced and the board is fixed.

We reply to all questions within 24 hours. Normally you can get replacement parts within 3-25 days if there is ever an issue with your board.(Because it's international shipping. Shipping time may be delayed occasionally)

The water damage , wheels wear , and artificial damage are NOT included in the warranty.

7. Contact us

If you have any question or good idea for WowGo board , Please feel free to contact us, We'd be very happy to work with you to make the WowGo board better and better , Wowgo board will always be the best budget and High quality e-board in the world , since we don't have any advertisement or operating expenses (Amazon charge 15% fee) and we always choose the TOP grade parts and the most mature and stable scheme. This means the board is sold at an extremely low profit margin, while still maintaining a high quality of the components used. If you love our WowGo board, please tell your friend about it , thank you .

Pre sale service:

Facebook : wowgoeboard@gmail.com

WeChat :13534199199

Email : wowgoeboard@gmail.com

After sale service:

Facebook : <https://www.facebook.com/wowgoaftersale>

WeChat :15112692766

Email : wowgoboard@gmail.com

8. How to Maintain and Clean Your WowGo Electric Skateboard

Dear customers, Please follow the following points. Your WowGo board will be very durable.

Maintain Your Board


1. Keep your board away from water . Especially keep the power button and charging port away from water.
2. Charge the battery when the battery is about 20-50%. Don't wait the battery is completely exhausted and then charge it.
3. Avoid using T-mode(Turbo Mode) for long climbs as much as possible, which will increase battery loss and ultimately may affect battery life. The best way is to use the mode 3(Fast Speed Mode) to climb the hill. But if on the flat ground. Using T-Mode won't be any problem.
4. Avoid driving on bad roads as far as possible, because sharp stones or sharp objects may cut the PU on the wheels.
5. If you won't use the board for a long time, please charge the battery to 60% and charge it once per month.
6. Avoid huge impact on the board.
7. Do not disassemble your board unless instructed by a professional of wowgo.

Clean Your Board


You can scrub the board with a twisted wet towel.
Don't flush the board with running water.

Very Important!


If one day you need to take the board apart , please notice this connector



When you connect the XT60 wire , please be VERY CAREFUL.



OK



NG!

May cause short circuit!



A Thanks Letter from Wowgo board

Dear guys

This is Jason from wowgo board, thank you for choosing Wowgo board! When you read this letter, it means you already got the board. I hope you and the board find each other, and find each other well.

If you guys love and enjoy our wowgo board please give us a positive review on our website. If you guys have any ideas or questions please email to Wowgo board (wowgoeboard@gmail.com), Also hope you can share our board to your Youtube, Facebook, Reddit, Instagram ect.

I'm really really appreciate if you guys could do this!

The most important things for our wowgo is to always create and upgrade the board, and always budget!!! Best budget electric skateboard and great service is our mission.

Many thanks again.

Yours

Wowgo board

Jason Walker
(黃志遠)